

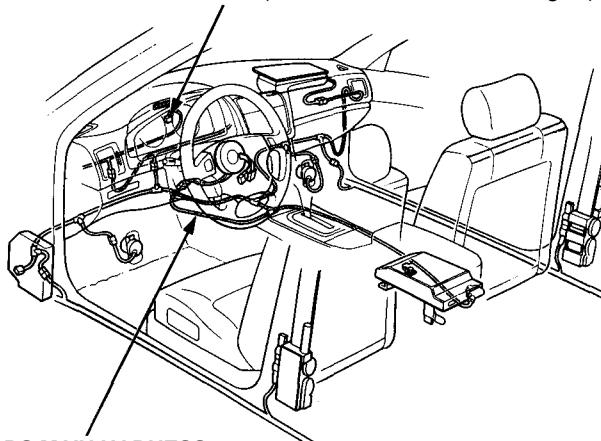
A/T Gear Position Indicator

Component Location Index

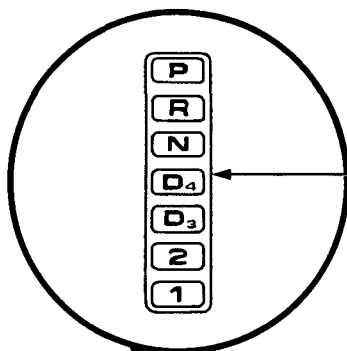
CAUTION:

- All SRS wiring harnesses are covered with yellow outer insulation.
- Before disconnecting any part of the SRS wire harness, install the short connectors (see page 23-409).
- Replace the entire affected SRS harness assembly if it has an open circuit or damaged wiring.
- After installing the gauge assembly, recheck the operation of the SRS indicator light.

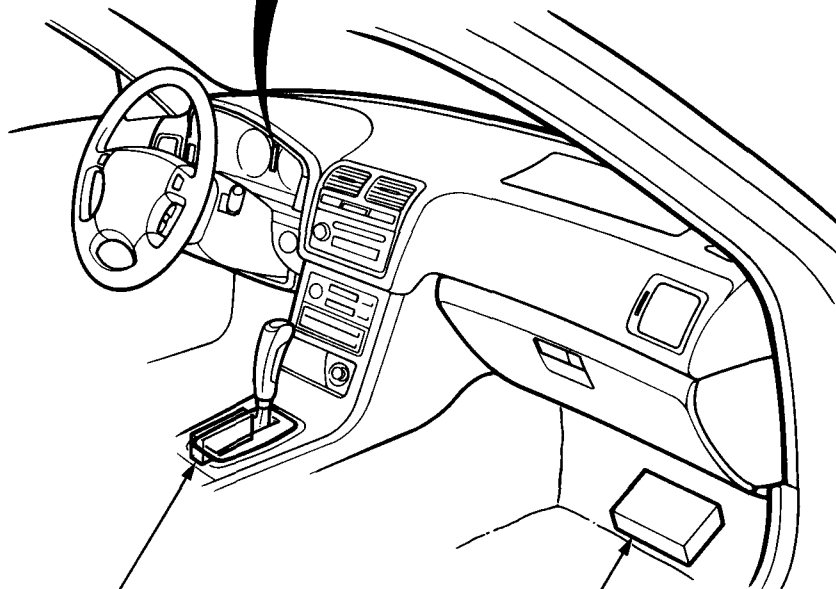
CONNECTOR "B" (Carries the SRS indicator signal)



SRS MAIN HARNESS
(Covered with yellow outer insulation)



A/T GEAR POSITION
INDICATOR
Input Test, page 23-152



A/T GEAR
POSITION SWITCH
Test, page 23-154
Replacement, page 23-155

POWERTRAIN CONTROL MODULE (PCM)
See Automatic Transmission, section 14, and
Fuel Injection System, section 11